



**CATERPILLAR 3126B (3-VALVE) STAINLESS STEEL
INJECTOR SLEEVE REMOVAL & INSTALLATION TOOLING**



<u>DESCRIPTION</u>	<u>PART #</u>
The complete Caterpillar 3126B (3Valve) Series Kit with Toolbox	451-6581-00
Tap	437-5331-80
Tap Guide Bushing	437-6581-40
Sleeve Removal Tool	437-6582-30
Casting Cleaning Brush	450-6951-05
Drive in Tool	437-6581-80
Toolbox	467-1950-25

CONSUMABLES

Exotic Alloy (EA) Lube	468-9910-08
Ceramic Seal	468-9120-16

191016

Irontite Products Inc.

P.O. Box 9877, Cedar Rapids, Iowa 52409 USA
800-553-5953 (Toll Free) +1 319-377-9421 (Local & International)
www.irontite.com


Doc. PN: 451-3540-08




CATERPILLAR 3126B (3-VALVE) STAINLESS STEEL INJECTOR SLEEVE REMOVAL & INSTALLATION

Sleeve Removal

- (1) With the Tap (437-5331-80) and the Tap Guide Bushing (437-6551-40) thread the upper end of the worn sleeve while using Exotic Alloy (EA) Lube (468-9910-08)



- (2) Insert the sleeve remover (437-6582-30) threaded puller shaft of the removal tool down into the old sleeve. Continue to torque the shaft into the sleeve until the shaft grips the sleeve tightly with the threads.
- (3) With the puller bridge (or cup) in place between the puller nut and the face of the casting, and with the thrust bearing and the two thrust washers between the puller nut and the puller bridge, continue tightening down the puller nut and pull out the old sleeve as shown.



IronTite Products Inc.


P.O. Box 9877, Cedar Rapids, Iowa 52409 USA
800-553-5953 (Toll Free) +1 319-377-9421 (Local & International)
www.ironTite.com



CATERPILLAR 3126B (3-VALVE) STAINLESS STEEL INJECTOR SLEEVE REMOVAL & INSTALLATION

Sleeve Installation

- (1) Using the carbon steel casting brush (450-6951-05) clean out the inside of the injector sleeve bore area, insure the casting is clean in the square cut corner for proper sealing.
- (2) Apply Ceramic Seal (468-9120-16) to the casting area and outside of the injector sleeve, then use the sleeve drive in tool (437-6581-80) and a hammer, drive the sleeve to the bottom of the casting.



Irontite Products Inc.

P.O. Box 9877, Cedar Rapids, Iowa 52409 USA
800-553-5953 (Toll Free) +1 319-377-9421 (Local & International)
www.irontite.com